
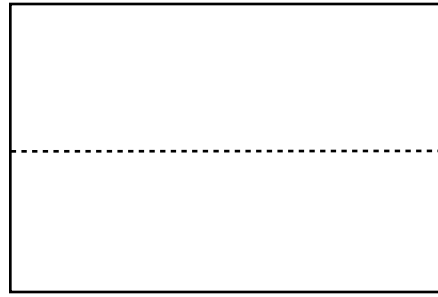


How to Make a Six-Page Book With One Sheet of Paper!



1. One sheet of white paper.
12" X 18" is a good size to use.




2. Fold in half lengthwise. Also known as a "Hotdog Fold".



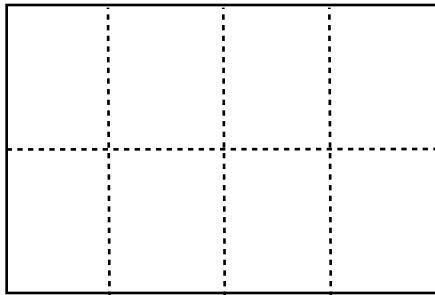
3. Fold in half again.



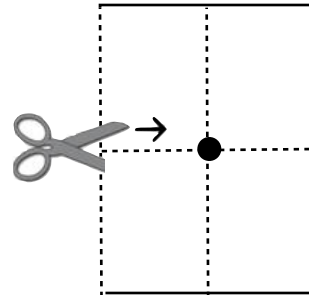
4. Fold in half again.



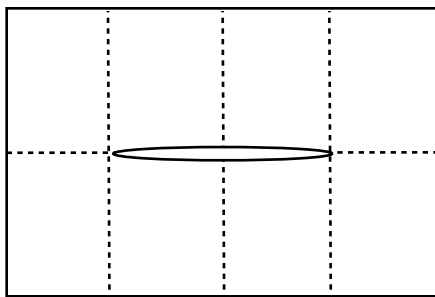
5. Now you have a very small folded sheet of paper. But it isn't a book yet.



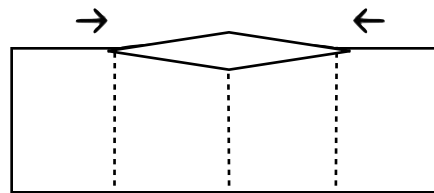
6. Unfold everything. Now it is a big sheet of paper with lots of fold lines.



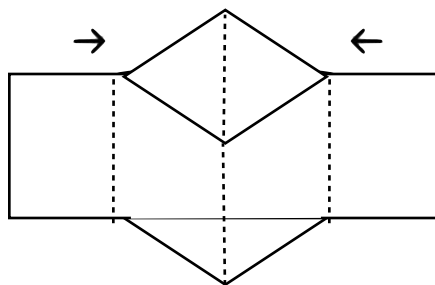
7. Fold in half in the middle- this time a "Hamburger Fold". Make a mark with your pencil in the center of the folded sheet. Take your scissors and cut from the *folded edge* to the center dot. Stop cutting at the dot!



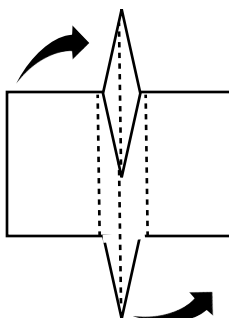
8. Unfold your sheet of paper. It should look like this with an open slit in the middle. Fold it in half length-wise again. (Hotdog Fold.)



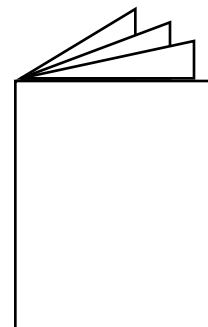
9. Push folded edges towards center allowing the slit to open up into a diamond shape.



10. Keep pushing edges together until diamond becomes a slit again, perpendicular to folded edges.

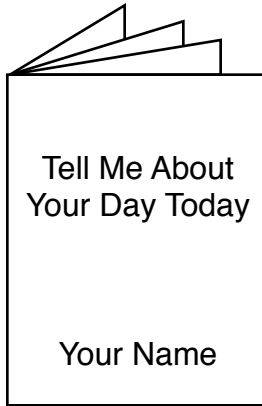


11. Fold one edge toward slit and the opposite slit toward folded edge.



12. Be sure to go over the creases to make them sharp. Now you have a small six-page book!

Turning your six-page book into a picture book about your day!



The Cover: Using pencils, markers, crayons, or pens, write the title of your story on the cover. Leave space for your name as the author and illustrator. Draw a picture that gives the reader a clue about what your story is about. Make it exciting so the reader wants to read it!

Pages 1&2: Draw a picture of the “who”, the “what”, and the “why” of your story.

Pages 3&4: Now tell the story in pictures what happened. This can be one big image or lots of little pictures showing the action, like a comic book.

Pages 5&6: Now show how your day ends. Again, it can be one big picture or lots of little ones.

Who:	Where:
What:	Why:
1.	2.

And how...	
3.	4.

The whole day	
5.	turned out _____! 6.